

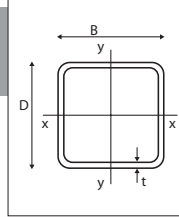


HOLLOW SECTIONS

Pre Galvanised SHS/RHS

Also available in 6.0mtr, 6.5mtr or 8mtr lengths.

Zinc Coating: 100-120g/m². Manufactured to Chinese standard Grade A. Pre Galvanised also available in AS1163 Grade C350
(All measurements in mm unless otherwise stated)

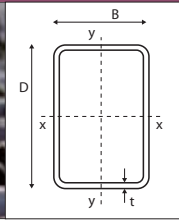


34

HOLLOW SECTIONS

D	x	B	WT	STANDARD LGTH	KG/M	LGTHS/BDL
16		16	1.6	6.5	0.72	100
20		20	1.6	6.5	0.873	100
			2.0	6.5	1.050	100
25		25	1.6	6.5	1.160	100
			1.6	6.5	1.160	100
			2.0	6.5	1.364	100
			2.5	6.5	1.640	100
			3.0	6.5	1.890	100
30		30	1.6	8.0	1.410	100
			2.0	8.0	1.680	100
30		30	2.5	8.0	2.030	100
			3.0	8.0	2.480	64
35		35	1.6	8.0	1.626	100
			2.0	8.0	1.992	100
			2.5	8.0	2.420	64
40		40	1.6	8.0	1.880	81
			2.0	8.0	2.310	81
			2.5	8.0	2.820	64
			3.0	8.0	3.300	64
			4.0	8.0	4.198	49
50		25	1.6	8.0	1.790	96
			2.0	8.0	2.150	96
			2.5	8.0	2.620	72
			3.0	8.0	3.190	60
50		50	1.6	8.0	2.410	64
			2.0	8.0	2.930	64
			2.5	8.0	3.600	49
			3.0	8.0	4.250	49
			4.0	8.0	5.450	36
			5.0	8.0	6.560	30

HOLLOW SECTIONS



Pre Galvanised SHS/RHS

Available in 6.0mtr, 6.5mtr or 8mtr lengths.
Zinc Coating: 100-120g/m2. Manufactured to Chinese standard Grade A. Pre Galvanised also available in AS1163 Grade C350

D	x	B	WT	STANDARD LGTH	KG/M	LGTHS/BDL
65	35		2.0	8.0	2.930	54
			2.5	8.0	3.600	54
			3.0	8.0	4.246	45
65	65		2.0	8.0	3.880	42
			2.5	8.0	4.780	42
			3.0	8.0	5.660	36
			4.0	8.0	7.340	30
			5.0	8.0	8.750	25
			6.0	8.0	10.400	20
75	25		1.6	8.0	2.380	65
			2.0	8.0	2.930	65
			2.5	8.0	3.600	48
75	50		2.0	8.0	3.720	42
			2.5	8.0	4.580	42
			3.0	8.0	5.420	35
			4.0	8.0	7.020	28
75	75		2.5	8.0	5.560	30
			3.0	8.0	6.600	30
			3.5	8.0	7.610	25
			4.0	8.0	8.600	25
			4.0	9.0	8.600	25
			5.0	8.0	10.500	20
76	38		2.5	8.0	4.152	45
			3.0	8.0	4.905	40
89	89		3.5	8.0	9.149	20
			3.5	9.0	9.149	20
			5.0	8.0	12.500	16
			5.0	9.0	12.680	16
			6.0	8.0	14.910	12

35

HOLLOW SECTIONS

HOLLOW SECTIONS

Pre Galvanised SHS/RHS

Available in 6.0mtr, 6.5mtr or 8mtr lengths. **Zinc Coating:** 100-120g/m².
 Manufactured to Chinese standard Grade A. Pre Galvanised also available in AS1163 Grade C350

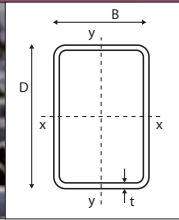


36

HOLLOW SECTIONS

D	x	B	WT	STANDARD LGTH	KG/M	LGTHS/BDL
100	50		2.0	8.0	4.500	32
			2.5	8.0	5.560	32
			3.0	8.0	6.600	32
			4.0	8.0	8.600	24
			4.0	12.0	8.600	24
			5.0	8.0	10.500	18
100	100		3.0	8.0	8.960	20
			3.0	12.0	8.960	16
			4.0	8.0	11.700	16
			4.0	12.0	11.700	12
			5.0	8.0	14.400	12
			9.0	8.0	24.100	9
125	75		3.0	8.0	8.960	20
			3.0	12.0	8.960	20
			4.0	8.0	11.700	15
			4.0	12.0	11.700	15
			5.0	8.0	14.400	15
			5.0	12.0	14.400	15
125	125		4.0	8.0	14.900	12
			4.0	12.0	14.900	9
			5.0	8.0	18.300	12
			5.0	12.0	18.300	9
150	50		3.0	8.0	8.960	21
			3.0	12.0	8.960	21
			4.0	8.0	11.700	15
			4.0	12.0	11.700	15
			5.0	8.0	14.400	15
			5.0	12.0	14.400	15
150	100		4.0	8.0	14.900	12
			4.0	12.0	14.900	9
			5.0	8.0	18.300	12
			5.0	12.0	18.300	8
			9.0	8.0	31.100	6
			9.0	12.0	31.100	4

HOLLOW SECTIONS



Pre Galvanised SHS/RHS

Available in 6.0mtr, 6.5mtr or 8mtr lengths.
Zinc Coating: 100-120g/m2. Manufactured to Chinese standard Grade A. Pre Galvanised also available in AS1163 Grade C350

D	x	B	WT	STANDARD LGTH	KG/M	LGTHS/BDL
150	150	150	5.0	8.0	22.300	9
			5.0	12.0	22.300	6
			9.0	8.0	38.200	6
			9.0	12.0	38.200	4
200	100	100	4.0	8.0	18.000	8
			4.0	12.0	18.000	6
			5.0	8.0	22.300	8
			5.0	12.0	22.300	6
			9.0	8.0	38.200	6
			9.0	12.0	38.200	4

HOLLOW SECTIONS

Black SHS

Available in 6.0mtr, 6.5mtr or 8.0mtr Lengths. Manufactured to Chinese standard BG/T3091-2001. Other standards/grades available upon request.



38

HOLLOW SECTIONS

SIZE	WT	LGTHS/BDL	KG/M
20 x 20	1.50	144	0.887
	2.00		1.158
	2.50		1.417
25 x 25	1.50	144	1.123
	2.00		1.472
	2.50		1.810
30 x 30	1.70	100	1.532
	2.00		1.787
	2.50		2.202
40 x 40	1.70	100	2.065
	2.00		2.415
	2.50		2.987
	3.00		3.548
50 x 50	1.70	64	2.599
	2.00		3.043
	2.50		3.773
	3.00		4.490
	3.75		5.544
60 x 60	1.70	49	3.133
	2.00		3.672
	2.50		4.558
	3.00		5.432
	3.75		6.721
70 x 70	1.70	36	3.667
	2.00		4.301
	2.75		5.861
	3.00		6.375
80 x 80	1.70	25	4.200
	2.50		6.127
	3.00		7.32
	3.75		9.080
100 x 100	1.70	25	5.267
	2.50		7.700
	2.75		8.453
	3.00		9.200
	3.50		10.693
	3.75		11.433
	4.75		14.367
150 x 150	2.75	9	12.778
	3.00		13.907
	3.50		16.185

HOLLOW SECTIONS

Black RHS

Available in 6.0mtr, 6.5mtr or 8.0mtr Lengths. Manufactured to Chinese standard BG/T3091-2001. Other standards/grades available upon request.



SIZE	WT	LGTHS/BDL	KG/M
50 x 25	1.50	128	1.72
	1.70		1.932
	2.00		2.257
50 x 30	1.50	104	1.830
	1.70		2.065
	2.00		2.415
70 x 50	2.00	48	3.672
	2.50		4.558
	3.00		5.433
40 x 80	1.70	50	3.133
	2.00		3.672
	2.50		4.558
100 x 50	1.70	32	3.933
	2.00		4.613
	2.50		5.737
	2.75		6.293
150 x 100	2.75	12	10.612
	3.00		11.558
	4.00		15.312
	4.75		10.095

HOLLOW SECTIONS

Blue Primed SHS/RHS

Available in 6.5mtr, 8.0mtr or 12.0mtr Lengths. Manufactured to AS1163 Grade C350. Other grades/standards available upon request. Packing in steel strapped bundles. PVC wrapping available.



40

HOLLOW SECTIONS

SIZE		WT	STANDARD LGTH	KG/M	LGTHS/BDL
16	16	1.6	6.5	0.672	100
20	20	1.6	6.5	0.873	100
		2.0	6.5	1.050	100
25	25	1.6	6.5	1.160	100
		1.6	6.5	1.160	100
		2.0	6.5	1.364	100
		2.5	6.5	1.640	100
		3.0	6.5	1.890	100
30	30	1.6	8.0	1.410	100
		2.0	8.0	1.680	100
		2.5	8.0	2.030	100
		3.0	8.0	2.480	64
35	35	1.6	8.0	1.626	100
		2.0	8.0	1.992	100
		2.5	8.0	2.420	64
40	40	1.6	8.0	1.880	81
		2.0	8.0	2.310	81
		2.5	8.0	2.820	64
		3.0	8.0	3.300	64
		4.0	8.0	4.198	49
50	25	1.6	8.0	1.790	96
		2.0	8.0	2.150	96
		2.5	8.0	2.620	72
		3.0	8.0	3.070	60
50	50	1.6	8.0	2.410	64
		2.0	8.0	2.930	64
		2.5	8.0	3.600	49
		3.0	8.0	4.250	49
		4.0	8.0	5.450	36
		5.0	8.0	6.900	30

HOLLOW SECTIONS

Blue Primed SHS/RHS

Available in 6.5mtr, 8.0mtr or 12.0mtr Lengths. Manufactured to AS1163 Grade C350. Other grades/standards available upon request. Packing in steel strapped bundles. PVC wrapping available.

SIZE		WT	STANDARD LGTH	KG/M	LGTHS/BDL
65	35	2.0	8.0	2.930	54
		2.5	8.0	3.600	54
		3.0	8.0	4.246	45
65	65	2.0	8.0	3.880	42
		2.5	8.0	4.780	42
		3.0	8.0	5.660	36
		4.0	8.0	7.230	30
		5.0	8.0	8.750	25
		6.0	8.0	11.000	20
75	25	1.6	8.0	2.380	65
		2.0	8.0	2.930	65
		2.5	8.0	3.600	48
75	50	2.0	8.0	3.720	42
		2.5	8.0	4.580	42
		3.0	8.0	5.420	35
		4.0	8.0	6.920	28
		5.0	8.0	8.350	25
		6.0	8.0	9.900	20
75	75	2.0	8.0	4.500	30
		2.5	8.0	5.560	30
		3.0	8.0	6.600	30
		3.5	8.0	7.610	25
		4.0	8.0	8.490	25
		4.0	9.0	8.600	25
		5.0	8.0	10.300	20
		6.0	8.0	12.000	16
76	38	2.5	8.0	4.152	45
		3.0	8.0	4.905	40
89	89	3.5	8.0	9.149	20
		3.5	9.0	9.149	20
		5.0	8.0	12.680	16
		5.0	9.0	12.680	16
		6.0	8.0	14.700	12

41

HOLLOW SECTIONS

HOLLOW SECTIONS

Blue Primed SHS/RHS

Available in 6.5mtr, 8.0mtr or 12.0mtr Lengths. Manufactured to AS1163 Grade C350. Other grades/standards available upon request. Packing in steel strapped bundles. PVC wrapping available.



42

HOLLOW SECTIONS

SIZE		WT	STANDARD LGTH	KG/M	LGTHS/BDL
100	50	2.0	8.0	4.500	32
		2.5	8.0	5.560	32
		3.0	8.0	6.600	32
		4.0	8.0	8.600	24
		4.0	12.0	8.600	24
		5.0	8.0	10.300	18
		6.0	8.0	12.000	15
100	75	5.0	8.0	12.500	18
102	76	4.0	8.0	10.500	16
		5.0	8.0	12.683	16
		6.0	8.0	14.700	12
100	100	3.0	8.0	8.960	20
		3.0	12.0	8.960	16
		4.0	8.0	11.700	16
		4.0	12.0	11.700	12
		5.0	8.0	14.400	12
		5.0	12.0	14.400	
		6.0	8.0	16.700	12
125	75	3.0	8.0	8.960	20
		3.0	12.0	8.960	20
		4.0	8.0	11.700	15
		4.0	12.0	11.700	15
		5.0	8.0	14.400	15
		5.0	12.0	14.400	15
125	125	4.0	8.0	14.900	12
		4.0	12.0	14.900	9
		5.0	8.0	18.300	12
		5.0	12.0	18.300	9
		6.0	8.0	22.400	9
		9.0	8.0	30.600	8
127	51	5.0	8.0	12.683	18
		6.0	8.0	14.700	14

HOLLOW SECTIONS

Blue Primed SHS/RHS

Available in 6.5mtr, 8.0mtr or 12.0mtr Lengths. Manufactured to AS1163 Grade C350. Other grades/standards available upon request. Packing in steel strapped bundles. PVC wrapping available.



SIZE		WT	STANDARD LGTH	KG/M	LGTHS/BDL
150	50	3.0	8.0	8.960	21
		3.0	12.0	8.960	21
		4.0	8.0	11.700	15
		4.0	12.0	11.700	15
		5.0	8.0	14.200	15
		5.0	12.0	14.200	15
		6.0	8.0	16.980	12
		6.0	12.0	16.980	12
150	100	4.0	8.0	14.900	12
		4.0	12.0	14.900	9
		5.0	8.0	18.300	12
		5.0	12.0	18.300	8
150	150	5.0	8.0	22.300	9
		5.0	12.0	22.300	6
		6.0	8.0	26.200	6
		6.0	12.0	26.200	6
		9.0	8.0	37.700	6
		9.0	12.0	37.700	6
200	100	4.0	8.0	18.000	8
		4.0	12.0	18.000	6
		5.0	8.0	22.300	8
		5.0	12.0	22.300	6
		6.0	8.0	27.000	8
		9.0	8.0	38.200	6
		9.0	12.0	38.200	4
200	200	5.0	8.0	29.900	6
		5.0	12.0	29.900	6
		6.0	8.0	35.600	4
		6.0	12.0	35.600	4
		9.0	8.0	51.800	4
		9.0	12.0	51.800	4

HOLLOW SECTIONS

Hot Dip Galvanised SHS

Available in 6.0mtr, 6.5mtr or 8mtr lengths. **Zinc Coating:** 380-430g/m².
 Manufactured to Chinese standard BG/T3091-2001.
 Other standards/grades available upon request.



44

HOLLOW SECTIONS

SIZE	WT	LGTHS/BDL	KG/MTR
20 x 20	1.50	144	0.913
	1.70	144	1.03
	2.00	144	1.19
	2.50	144	1.46
25 x 25	1.50	144	1.16
	1.70	144	1.30
	2.00	144	1.52
	2.50	144	1.86
	3.00	144	2.20
30 x 30	1.50	100	1.40
	1.70	100	1.58
	2.00	100	1.84
	2.50	100	2.27
	3.00	100	2.68
35 x 35	1.50	100	1.64
	1.70	100	1.85
	2.00	100	2.16
	2.50	100	2.67
	3.00	100	3.17
40 x 40	1.50	100	1.89
	1.70	100	2.13
	2.00	100	2.49
	2.50	100	3.13
	2.75	100	3.37
	3.00	100	3.66
	3.75	100	4.50
50 x 50	1.50	64	2.37
	1.70	64	2.68
	2.00	64	3.14
	2.50	64	3.89
	2.75	64	4.26
	3.00	64	4.625
	3.75	64	5.71
	4.75	64	7.11
60 x 60	1.50	49	2.86
	1.70	49	3.23
	2.00	49	3.78
	2.50	49	4.70
	3.00	49	5.60
	3.75	49	6.92

HOLLOW SECTIONS

Hot Dip Galvanised SHS

Available in 6.0mtr, 6.5mtr or 8mtr lengths. **Zinc Coating:** 380-430g/m².
Manufactured to Chinese standard BG/T3091-2001.
Other standards/grades available upon request.



SIZE	WT	LGTHS/BDL	KG/MTR
65 x 65	1.50	49	24.63
	1.70	49	30.60
	2.00	49	36.49
	2.50	49	45.18
	3.00	49	56.50
	3.75	49	67.52
70 x 70	1.50	36	20.04
	1.70	36	22.66
	2.00	36	26.58
	2.50	36	30.44
	2.75	36	36.22
	3.00	36	39.40
	3.75	36	48.82
	4.75	36	61.11
	5.75	36	73.10
75 x 75	2.00	36	28.51
	2.50	36	35.45
	3.00	36	42.31
	3.50	36	49.09
	3.75	36	52.46
	4.75	36	65.72
	5.75	36	78.68
80 x 80	1.70	25	25.96
	2.50	25	37.86
	3.00	25	45.24
	3.75	25	56.11
100 x 100	1.70	25	32.55
	2.50	25	47.59
	2.75	25	52.24
	3.00	25	56.86
	3.50	25	66.08
	3.75	25	70.66
	4.75	25	88.79
	5.75	25	106.59
125 x 125	3.75	16	88.86
	4.75	16	111.83
	5.75	16	134.50
150 x 150	2.75	9	78.97
	3.00	9	85.95
	3.50	9	100.02
	4.75	9	134.89
	5.75	9	162.41
200 x 200	4.75	4	181.00
	5.75	4	218.22

45

HOLLOW SECTIONS

HOLLOW SECTIONS

Hot Dip Galvanised RHS

Available in 6.0mtr, 6.5mtr or 8mtr lengths. **Zinc Coating:** 380-430g/m².
 Manufactured to Chinese standard BG/T3091-2001.
 Other standards/grades available upon request.



46

HOLLOW SECTIONS

SIZE	WT	LGTHS/BDL	KG/MTR
50 x 25	1.50	128	1.79
	1.70	128	2.02
	2.00	128	2.36
	2.50	128	2.875
	3.00	128	3.41
50 x 30	1.50	104	1.913
	1.70	104	2.16
	2.00	104	2.525
70 x 50	1.50	48	2.855
	2.00	48	3.84
	2.50	48	4.765
	3.00	48	5.68
80 x 40	1.70	50	3.275
	2.00	50	3.84
	2.50	50	4.765
100 x 50	1.70	32	4.11
	2.00	32	4.82
	2.50	32	5.99
	2.75	32	6.58
	3.00	32	7.05
	3.75	32	8.74
	4.75	32	10.95
	5.75	32	13.11
125 x 75	3.00	28	9.48
	3.75	28	11.776
	4.75	28	14.80
	5.75	28	17.77
150 x 100	2.75	12	11.09
	3.00	12	12.08
	4.00	12	16.01
	4.75	12	18.92
200 x 100	3.75	10	17.84
	4.75	10	22.48
	5.75	1	27.07