



**PRIMA**vent<sup>TM</sup>



# Framing & Fixing Specifications

## Framing

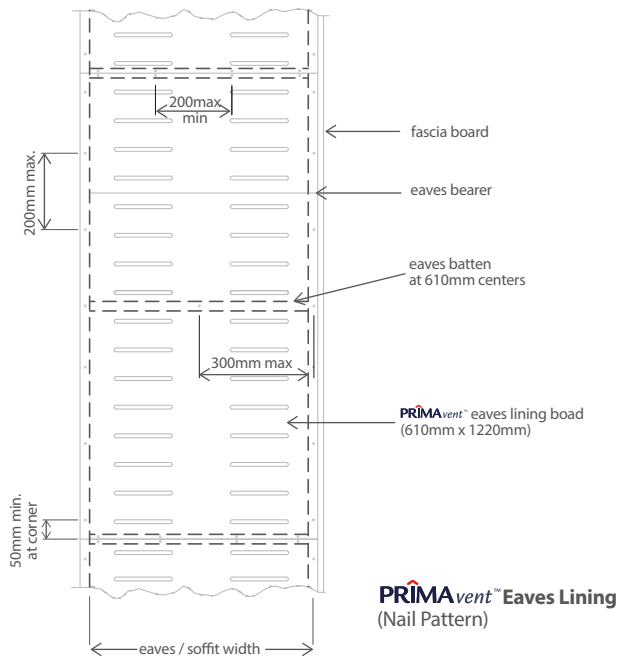
**PRIMAvent™** sheets are suitable for fixing to timber. Ceiling joists and / or eave battens shall be spaced at 610mm centers maximum. Framing in all cases must comply with local building regulation and good building practices.

## Fixing

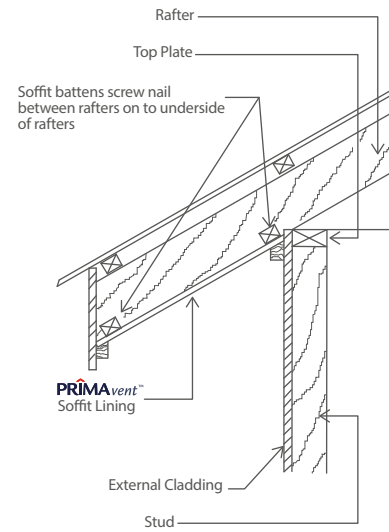
Do not fix **PRIMAvent™** directly on to steel frame. All steel frame must be battened with timber prior to fixing **PRIMAvent™**. Fasteners must not be placed less than 12mm from sheet edges and 50mm from corners. Fasteners should be driven at 200mm centers **max** around the perimeter of the sheet and at 300mm centers **max** in the body of the sheet. Ensure that the fasteners are driven flush with the surface of the sheet.

## Fasteners Specification

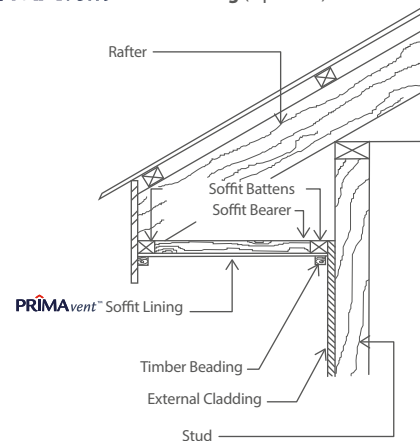
- Galvanised wire nails (for fixing to timber frames)
- 2mm dia. x 25mm long for hardwood
  - 2mm dia. x 30mm long for softwood



## PRIMAvent™ Eaves Lining (Option 1)

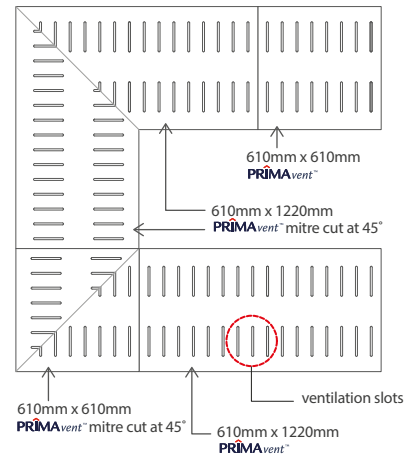
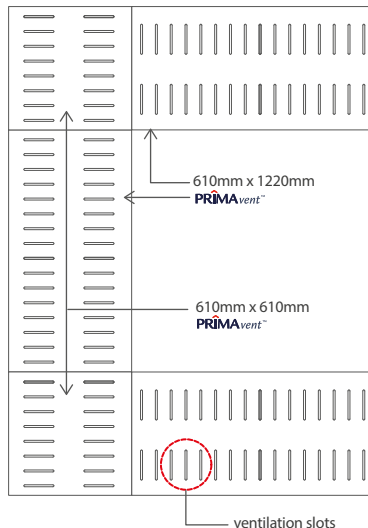
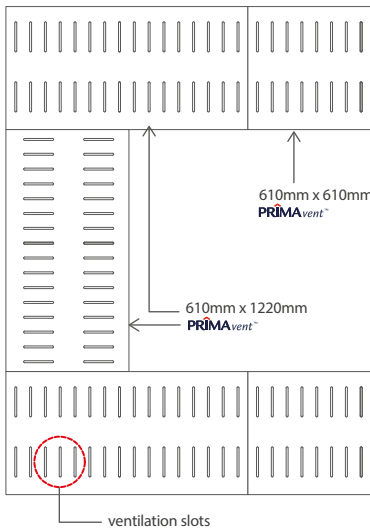


## PRIMAvent™ Eaves Lining (Option 2)



# Sheet Fixing Illustrations

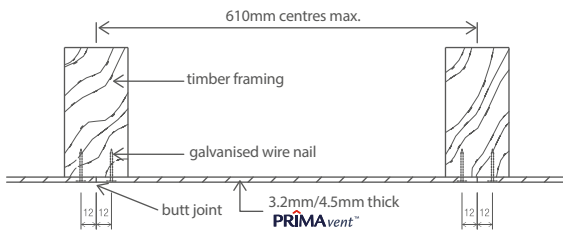
**PRIMAvent™** sizes used in these layouts serve as examples only, other combinations are acceptable.





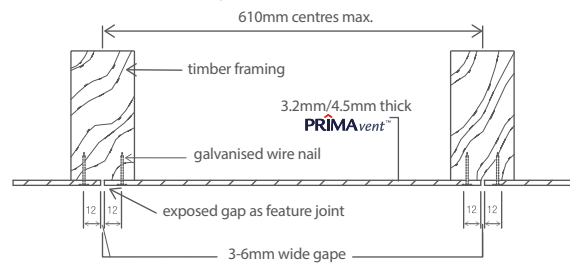
# Jointing

PRIMAvent™ sheets are suitable for various methods of jointing, depending on the desired appearance and style of the structure.



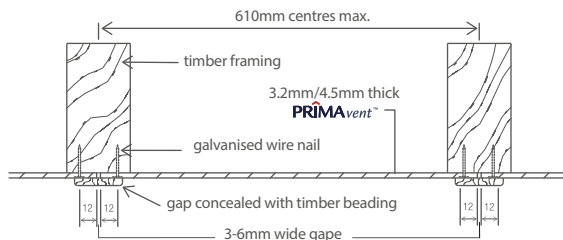
## Butt Joint

For aesthetic consideration, PRIMAvent™ may be jointed closely one against another to give a neat butt joint.



## Exposed Joint


PRIMAvent™ is nailed directly to timber support and a uniform gap of 3 - 6mm is allowed as a feature joint.



## Concealed Joint

Timber batten is used to conceal the joint and acts as a feature.

# Handling & Finishing

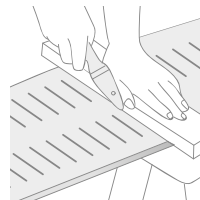


## Storage & Handling

Sheets should be handled and stacked carefully to avoid damages to the edges and corners. The sheets should be stacked on dry and level ground.

PRIMAvent™ is normally supplied on pallets with bearers to permit handling by forklift trucks. The pallets should always be stacked on a firm level area to avoid twisting or warping of the sheets. Pallets should not be stacked more than 4 stacks high.

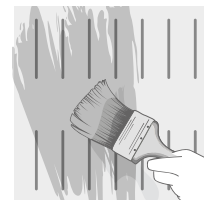
It is always recommended to store the sheets under cover to ensure to ensure they are dry prior to fixing. However, if the sheets are wet, allow to dry completely before fixing.



## Cutting

PRIMAvent™ can be cut with:

- i. Using power cutting equipment such as a circular saw.
- ii. 'Score & Snap' method.
  - Score from the face side of the sheet.
  - Score against straight edge and repeat action to obtain adequate depth for clean break.
  - Approximately 1/3 of the sheet thickness.
  - Snap upwards to achieve break.
  - Clean up rough edges with a rasp if necessary.



## Finishing

In order to achieve excellent aesthetic finishing, it is recommended to use 100% water based quality acrylic paints. Generally a minimum of 2 coats is required. Do not use solvent-base paint. There is no need to apply primers or sealers. Please refer to paint manufacturer's install cases.



## WARRANTY

Hume Cemboard Industries Sdn Bhd ("the Company") warrants that it will at all times ensure that the products referred to herein ("the Products") shall be supplied by it to the purchaser free of any manufacturing defects and defective materials used in their manufacture.

In the event and if contrary to this assertion the Products prove to be defective, whether as a result of manufacturing defects or arising from the Company's use of defective materials, the Company will supply replacement Products. The Company shall, however, have the option and may choose to reimburse the purchaser the purchase price of the Products instead. The Company shall not be liable for any economic or consequential losses arising from any use of defective Products.

This warranty shall be void unless the purchaser has, in its handling and installation of the Products, complied with the recommendations contained in this brochure and other good building practices expected of a reasonable purchaser.

## ADVISORY NOTE

Successful installations of Hume Cemboard Industries Sdn Bhd's Products depend on a large number of factors that are outside of the scope of this brochure. Particular design, detail, construction requirements and workmanship are beyond the control of the Company. As such, Hume Cemboard Industries Sdn Bhd's warranty does not extend to non-usability of Products or damage to Products arising from poor or defective designs or systems or poor quality of workmanship in the installation of Products.



For more information, please contact us at:

**Hume Cemboard Industries**

A Member of the Hong Leong Group

No. 12 Jalan Tandang, 46050 Petaling Jaya, Selangor, Malaysia.

Malaysia Sales Tel: + 603 7625 9999 Fax: +603 7625 7822 Email: sales@humeceboard.com.my

Oversea Sales Tel: + 603 7625 3880 Fax: +603 7625 3990 Email: exportHCl@humeceboard.com.my

www.primafibreceament.com