

Fujitsu Multi Room System



Connect 2, 3 or 4 indoor units
to a single outdoor heat pump



**NOW YOU CAN CONTROL
YOUR HOME COMFORT FROM
YOUR SMARTPHONE**



The Home Comfort Specialist

FUJITSU

Multi Room Systems

The Fujitsu Inverter Multi System is the ideal way to have heating or cooling in more than one room, for example a living room and 3 bedrooms.

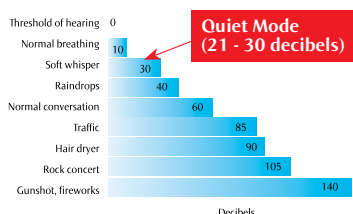
The choice of systems allows a wide variety of 2, 3 or 4 indoor units to be connected to just 1 outdoor unit and you can tailor your own combination of hi wall, floor console, cassette or bulkhead to best suit each room. Our product range includes 5 indoor unit types spanning 12 models ranging in capacity from 2.0kW to 7.1 kW. With such a diverse choice of options there is a combination to suit most homes or small businesses in New Zealand.

All the heat you need

Fujitsu engineering delivers all the heat you need just when you need it. You'll be as warm as toast even when it's freezing cold outside, wherever you live in New Zealand. The reverse cycle uses the same engineering to cool and dehumidify your home environment in summer.

Quietly does it

Brilliant fan technology, plus 'quiet mode' on most Fujitsu models means that noise is not an issue with Fujitsu. Compare our decibel levels (see back of this brochure) and you will see that even our larger heat pumps operating on full capacity are usually quieter than any other brand in New Zealand. Whisper quiet is a Fujitsu fact - not just an advertising claim.



Smartphone control

The new PebbleAir™ from Fujitsu allows you to control your Fujitsu from your smartphone or tablet.



That means you can turn your heat pump on when you aren't at home, check and control the temperature and add a 7-day 'set-and-forget' timer function to older Fujitsu models that didn't previously have that feature.

The PebbleAir™ will work with Fujitsu's multi systems, although you will need one PebbleAir™ for each indoor heat pump you wish to control.

Now you'll always come home to a warm welcome!

A fresher, healthier home

Fujitsu's advanced air purifying and deodorising filters on most models absorb minute dust particles, invisible mould spores, pollen and other harmful micro organisms. This will give you a healthier home environment, which is why Fujitsu is recommended by Asthma New Zealand.



Only Fujitsu is recommended by Asthma New Zealand

The importance of installation

Fujitsu have the only accredited installer scheme in New Zealand. That means when you choose an installer who has achieved Fujitsu Accreditation, you can be assured of a professional installation (plus you will also get a full 6-year parts and labour warranty - New Zealand's longest).



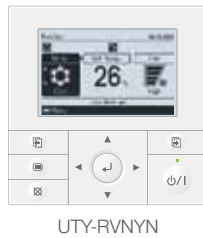
Check our website for FAQ's, detailed information on how heat pumps work and our full range of models.

www.fujitsugeneral.co.nz



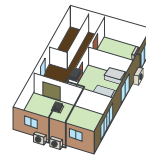
Independent Control

Each indoor unit can be operated independently. This means that on / off, temperature, air movement, and time / clock operation can all be controlled from their own controller. (The multi system cannot be operated in heat and cool mode simultaneously).

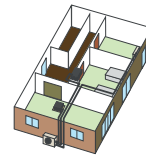


Flexible installation

Fujitsu Multi systems can be installed in large buildings and over multiple floors due to the long maximum allowable pipe length.



4 Outdoor Units
Single Splits



vs 1 Outdoor Unit
Multi

Maximum Pipe length
(each unit):
25m (AOTG24LAT3/30LBTA4)

Max. Height:
15m (AOTG24LAT3/30LBTA4)

Total Piping Length:
50m (AOTG24LAT3)
70m (AOTG30LBTA4)

Innovative technology




High efficiency / low noise large fan

Newly designed fans have been used to increase airflow efficiency, at the same time as significantly reducing sound pressure



DC fan motor

High performance and high efficiency has been achieved by using a new smaller DC Fan Motor.



Heat exchanger

A new 3 row heat exchanger has been used which allows for a more compact outdoor unit with higher energy efficiency.



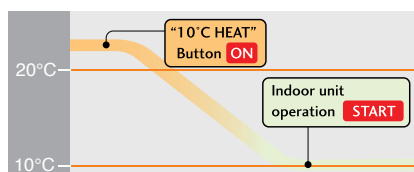
High efficiency DC Twin Rotary Compressor

A high performance, low noise, large capacity DC Twin Rotary Compressor is used.



10°C heat operation

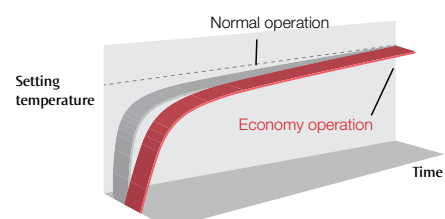
Operation starts and maintains the room temperature at 10°C when the temperature drops below 10°C.




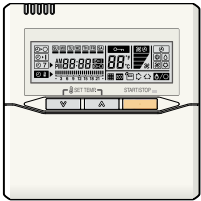




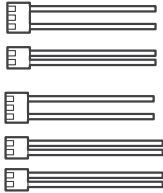




NB When the room temperature is higher than 10°C, "10°C HEAT" operation does not start.

Economy operation

By maintaining a slightly higher temperature in cool mode, lower temperature in heat mode and limiting the maximum current draw real energy savings are achieved.



Controller & options

LCD Controller	Wired Remote Controller	Simple Remote Controller	Wireless Remote Controller
 UTY-RVNYN	 UTY-RNNYN	 UTY-RSNNY	 AR-RAH1E/AR-RAH2E/AR-REA1ED
IR Receiver Unit	Louver Grill	External Control Kit	Remote Temperature Sensor
 UTY-LRHYN	 UTD-GXSA/UTD-GXSB	 UTY-XWZX/UTY-XWZXZ5	 UTY-XSZX
Communication Kit	Communication Kit	Fresh Air Kit	
 UTY-XCBXZ1 For Compact Wall Mounted LVCA type	 UTY-TWBXF For Compact Wall Mounted LVCC/ LUCB type	 UTZ-VXAA	

Type	Model	Indoor Units						
		Compact Cassette	Slim Duct	Compact Wall Mounted			Wall Mounted	Floor / Ceiling
				LVCA	LVCC	LUCB		
LCD Universal Controller	UTY-RVNYN	○	○	○*1	○*2	○*2	○	○
Universal Controller	UTY-RNNYN	○	●	○*1	○*2	○*2	○	○
Wireless Remote Controller	AR-RAH2E						●	●
	AR-RAH1E	●		●	●			
	AR-REA1ED					●		
IR Receiver Unit	UTY-LRHYN		○					
Simple Remote Controller	UTY-RSNNY	○	○	○*1	○*2	○*2	○	○
External Control Kit	UTY-XWZX	○		○*1			○	○
	UTY-XWZXZ5				○*2	○*2		
Louver Grille	UTD-GXSA							
	UTD-GXSB							
Fresh Air Kit	UTZ-VXAA	○						
Remote Temperature Sensor	UTY-XSZS		○					

● Included with unit ○ Optional

*1 Optional Communication Kit (UTY-XCBXZ1) is necessary for the installation *2 UTY-TWBXF is necessary for the installation

Smart control for more convenience and better economy options.

LCD Wall Controller (UTY-RVNYN)

NEW!

Features:

- Includes all the control functions of the already supplied controller
- Backlit display
- Clear function display with symbols and descriptions to show settings to first time users
- 7-day programmable timer: with 8 x auto on/off scheduling possible each day
- 2 weekly settings – so can be programmed for winter and summer
- Auto-off timer – automatically turns off if left on accidentally
- Temperature Limit Select – to limit maximum and minimum temperature settings
- Auto Return set temperature – temperatures can be set to return to pre-set values after a pre-set time. Prevents temperatures being set too high or too low.
- Operation features can be removed or added – this allows full customisation of controller to suit applications like hotels, motels that do not require some features, or to simplify
- Economy mode – allows the unit to operate at reduced settings to improve running costs.
- 3 types of lock-out operation: child lock; partial lock and management lock
- Memory back-up
- Clean filter indicator



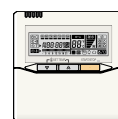
UTY-RVNYN

WORLD FIRST

WORLD FIRST

Universal Wall Controller (UTY-RNNYN)

This smart optional controller is simple to use, yet has many features to add more control to your comfort with greater efficiency and convenience.



UTY-RNNYN

Features:

- Includes all the control functions of the already supplied controller
- 7-day programmable timer with 2 x auto on/off scheduling possible for each day
- Set-back timer, allows different temperature settings for each day
- Economy mode, saves energy by limiting maximum output
- Child lock
- Memory back-up (instant re-set) - remembers settings in case of power outages
- Clean filter indicator

Wireless Controllers

(AR-RAH1E/AR-RAH2E/AR-REA1E)

These remote controllers offer:

- 24 hour programmable timer, which is easy to set
- Four standard timers (On/Off/Programme/Sleep Timers)
- Easy, convenient operation
- Easy to change modes: heating/cooling/dry/auto/fan
- Weekly timer ability for controller AR-REA1E



AR-RAH1E/AR-RAH2E/AR-REA1E

Simple Wall Controller (UTY-RSNNY)

Features:

- Basic operation function
- On/Off
- Mode change (heating/cooling)
- Temperature change: Auto: 18 to 30°C; Heating 16 to 30°C; Cooling 18 to 30°C
- Fan change: auto, high, medium, low, quiet
- Illuminated display (on button press)



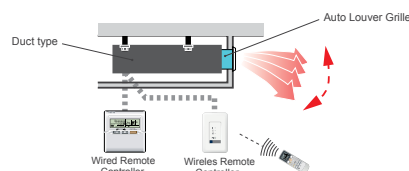
UTY-RSNNY

Auto Louver Grill (UTD-GXSA/UTD-GXSB)

Simple flat auto louver will provide comfort airflow and harmonise with luxury interior.



- Operation with indoor unit
Auto Louver is operated with remote control
- UP and Down auto swing
 - Auto airflow direction and auto swing
 - 4 selectable steps
- Auto-closing louver
When operation of indoor unit is stopped, the louver will automatically close



External Control Kit (UTY-XWZX/UTY-XWZXZ5)

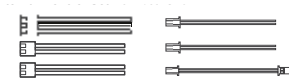
External Connect Kit for indoor unit



UTY-XWZX

UTY-XWZXZ5

External Control Set for indoor unit



UTD-ECS5A

Function list

		For Indoor unit		
		UTY-XWZX	UTY-XWZXZ5	UTD-ECS5A
Input	Control	●	●	●
	Peak cut	—	—	—
	Low noise	—	—	—
	Priority	—	—	—

Indoor units combination possibilities

The multi system is a technically advanced heat pump system. To keep design possibilities simple we have compiled tables of the only permissible configurations, please refer to the table that will suit your situation. The total capacity of the system is limited to the outdoor unit's capacity and its ability to deliver to the combined indoor units.

AOTG24LAT3 combinations

No. of Combos	BTU Total	Room 1	Room 2	Room 3
1	14	7	7	-
2	16	7	9	-
3	19	7	12	-
4	21	7	14	-
5	25	7	18	-
6	18	9	9	-
7	21	9	12	-
8	23	9	14	-
9	27	9	18	-
10	24	12	12	-
11	26	12	14	-
12	30	12	18	-
13	21	7	7	7
14	23	7	7	9
15	26	7	7	12
16	28	7	7	14
17	25	7	9	9
18	28	7	9	12
19	30	7	9	14
20	31	7	12	12
21	33	7	12	14
22	27	9	9	9
23	30	9	9	12
24	32	9	9	14
25	33	9	12	12
26	35	9	12	14
27	36	12	12	12

AOTG30LBTA4 combinations

No. of Combos	Rooms	BTU total	Room 1	Room 2	Room 3	Room 4
1	2	31	7	24	-	-
2		33	9	24	-	-
3		36	12	24	-	-
4		38	14	24	-	-
5		36	18	18	-	-
6		42	18	24	-	-
7	3	28	7	7	14	-
8		32	7	7	18	-
9		38	7	7	24	-
10		28	7	9	12	-
11		30	7	9	14	-
12		34	7	9	18	-
13		40	7	9	24	-
14		31	7	12	12	-
15		33	7	12	14	-
16		37	7	12	18	-
17		43	7	12	24	-
18		35	7	14	14	-
19		39	7	14	18	-
20		45	7	14	24	-
21		43	7	18	18	-
22		49	7	18	24	-
23		27	9	9	9	-
24		30	9	9	12	-

AOTG30LBTA4 combinations continued

No. of Combos	Rooms	BTU total	Room 1	Room 2	Room 3	Room 4
25	3	32	9	9	14	-
26		36	9	9	18	-
27		42	9	9	24	-
28		33	9	12	12	-
29		35	9	12	14	-
30		39	9	12	18	-
31		45	9	12	24	-
32		37	9	14	14	-
33		41	9	14	18	-
34		47	9	14	24	-
35		45	9	18	18	-
36		36	12	12	12	-
37		38	12	12	14	-
38		42	12	12	18	-
39		48	12	12	24	-
40		40	12	14	14	-
41		44	12	14	18	-
42		48	12	18	18	-
43	4	28	7	7	7	7
44		30	7	7	7	9
45		33	7	7	7	12
46		35	7	7	7	14
47		39	7	7	7	18
48		32	7	7	9	9
49		35	7	7	9	12
50		37	7	7	9	14
51		41	7	7	9	18
52		38	7	7	12	12
53		40	7	7	12	14
54		44	7	7	12	18
55		42	7	7	14	14
56		34	7	9	9	9
57		37	7	9	9	12
58		39	7	9	9	14
59		43	7	9	9	18
60		40	7	9	12	12
61		42	7	9	12	14
62		46	7	9	12	18
63		44	7	9	14	14
64		46	7	9	12	18
65		43	7	12	12	12
66		45	7	12	12	14
67		47	7	12	14	14
68		36	9	9	9	9
69		39	9	9	9	12
70		41	9	9	9	14
71 *1		45	9	9	9	18
72		42	9	9	12	12
73		44	9	9	12	14
74 *2		48	9	9	12	18
75		46	9	9	14	14
76		45	9	12	12	12
77		47	9	12	12	14
78		49	9	12	14	14
79		48	12	12	12	12

KEY

7	=	7,000	BTU / hr model
9	=	9,000	BTU / hr model
12	=	12,000	BTU / hr model
14	=	14,000	BTU / hr model
18	=	18,000	BTU / hr model
24	=	24,000	BTU / hr model

Installation precautions

AOTG24LAT3

Connectable capacity range:

14,000 - 36,000 BTU

At least two indoor units must be connected

ASTG24LFC*

Cannot be connected to AOTG24LAT3 outdoor model

AOTG30LBTA4

Connectable capacity range:

27,000 - 49,000 BTU

At least three indoor units totalling 32,000 BTUs must be connected

These tables represent the only allowable indoor unit combinations for the Multi outdoor models AOTG24LAT3 and AOTG30LBTA4.

No other combinations are permissible. Correct operation cannot be guaranteed if connected as a configuration not shown on these tables

Like the J Series product, the multi is a technically advanced heat pump system and because of this we strongly recommend that your specialist consults the technical manual for actual output capacities of varying combinations and ambient conditions

Combinations that are not permissible

*1 ARTG09L + ARTG09L + ARTG09L + ARTG18L

*2 ARTG09L + ARTG09L + ARTG12L + ARTG18L

Explanation of features



Moisture Removal

The computer effectively dehumidifies the air.



Up/Down Swing Louvers

The up/down louvers automatically swing to up and down.



Right/Left Swing Louvers

The right/left louvers automatically swing in either direction.



Double Swing Automatic

Complex swing action of louvers enables automatically to swing both horizontal and vertical directions.



Automatic Louvers

The position of the louvers is set automatically to match the operating mode. It is also possible to adjust the flaps using the remote control.



Auto Shut Louvers

The auto shut louvers close or open automatically when the unit stops or starts.



Automatic Air Flow Adjustment

The micro-computer automatically adjusts the air flow effectively to follow the changes of room temperature.



Auto restart

In the event of a temporary power failure, the heat pump will automatically restart in the same operating mode as before, once the power supply is restored.



Auto-Changeover

When selected, the unit automatically switches between heating and cooling modes based on your temperature setting and the room temperature.



Sleep Timer

The micro-computer gradually changes the room temperature automatically to afford a comfortable night's sleep.



Program Timer

This digital timer allows selection of one of four options.
ON, OFF, ON → OFF, or OFF → ON.



ON-OFF Timer

ON-OFF timer can be set to operate once.



Weekly timer

Different on-off times can be set for each day.



Weekly + setback timer

Weekly + setback timer can set temperature for two time spans and for each day of the week.



Connectable Fresh Air Duct

Duct connection port hole opening. Fresh air can be introduced through this opening.



Fresh air intake

Fresh air can be taken in by a fan which can be connected using UTD-ECS5A (optional parts).



Washable Panel



Control Port

External inputs and outputs contained within the product allow on/off control, fresh air interlock connection and heater bank element connection.



Long-Life Ion Deodorisation Filter



Apple-Catechin Filter



Wall (wired) controller - Optional

Smart, easy-to-use wall (wired) controller. 7-day timer for 'set and forget'.



Cobalt Blue Heat Exchanger

Outdoor unit fins are coated with a blue corrosion resistant material to enhance durability and extend performance life of your heat pump.



The ENERGY STAR® is awarded to the top 25% of New Zealand's most efficient appliances. Fujitsu has more ENERGY STAR® heat pumps than any other brand



Cooling



Heating

Inverter Multi Room Systems specifications

Type			Inverter	Inverter
Model No. Outdoor Unit	Outdoor Unit		AOTG24LAT3 ^{*1}	AOTG30LBTA4 ^{*2}
Heating Capacities	kW		8.0 (9.2 Max)	9.6 (12.0 Max)
Cooling Capacities	kW		6.8 (8.5 Max)	8.0 (10.1 Max)
C.O.P Heat	W/W		4.0	4.0
E.E.R Cool	W/W		3.5	3.6
Running Current	Heat	Amps	8.4 (12.5 Max)	10.1 (15.7 Max)
	Cool	Amps	8.1 (12.5 Max)	9.3 (15.7 Max)
Input Power	Heat	kW	2.0 (2.87 Max)	2.4 (3.58 Max)
	Cool	kW	1.94 (2.6 Max)	2.22 (3.56 Max)
Outdoor Sound Pressure Level		DbA at 1m	49	51
Dimensions and Weights	O.U	Height	700	830
		Width	900	900
		Depth	330	330
		Net Weight	55	68
Outdoor Operating Temperature	Cool	Degree C	0 to 46	0 to 46
	Heat	Degree C	-15 to 24	-10 to 24

*1: Specifications of the AOTG24LAT3 are derived from the standard combination = AOTG24LAT3 + ASTG07LVCA + ASTG07LVCA + ASTG09LVCC

*2: Specifications of the AOTG30LBTA4 are derived from the standard combination = AOTG30LBTA4 + ASTG09LVCC + ASTG09LVCC + ASTG09LVCC + ASTG09LVCC

			PREMIER PLUS		PREMIER COMPACT		PREMIER		FLOOR / CEILING INDOOR UNIT
Type			HI WALL	HI WALL	HI WALL	HI WALL	HI WALL	HI WALL	UNIVERSAL
Model No.	Indoor Unit		ASTG09LUCB [M]	ASTG14LUCB [M]	ASTG07LVCA [M]	ASTG09LVCC [M]	ASTG12LVCC [M]	ASTG18LFC* [M]	ASTG24LFC* [M]
Capacity Class	kW		2.5	4.0	2.0	2.5	3.5	5.0	7.0
Fan Speeds			4	4	4	4	4	4	4
Air Circulation	High	l/s	167	197	178	178	194	250	311
	Quiet	DbA at 1m	21	25	22	23	24	25	33
Indoor Sound Pressure Level	Low	DbA at 1m	28	33	32	32	33	33	37
	Medium	DbA at 1m	32	36	33	33	35	37	42
	High	DbA at 1m	36	41	36	36	38	42	48
Dimensions and Weights	I.U	Height	mm	282		293		320	199
		Width	mm	870		790		998	990
		Depth	mm	185		225		238	655
		Net Weight	kg	9.5		9.5		14	27

			BULKHEAD INDOOR UNITS			COMPACT CASSETTE INDOOR UNITS		
Type			BULKHEAD	BULKHEAD	BULKHEAD	CASSETTE	CASSETTE	CASSETTE
Model No.	Indoor Unit		ARTG09LLTA [M]	ARTG12LLTA [M]	ARTG18LLTA [M]	AUTG09LVLA [M]	AUTG12LVLA [M]	AUTG18LVLA [M]
Capacity Class	kW		2.5	3.5	5.0	2.5	3.5	5.0
Fan Speeds			4	4	4	4	4	4
Air Circulation	High	l/s	167	181	261	150	169	208
	Quiet	DbA at 1m	24	24	29	27	28	30
Indoor Sound Pressure Level	Low	DbA at 1m	25	27	31	29	31	37
	Medium	DbA at 1m	26	28	32	32	33	40
	High	DbA at 1m	28	29	33	34	37	44
Dimensions and Weights	I.U	Height	mm	198	198	245		
		Width	mm	700	900	570		
		Depth	mm	620	620	570		
		Net Weight	kg	19	23	15		

UC = Under Ceiling
FC = Floor Console

Explanation of terms

Capacity: The higher the capacity, the more area and faster the heat pump will heat (and cool) the room.

COP: Stands for "Coefficient of Performance", or (more simply!) - the relationship of energy used and heat delivered. For example - a COP of 3.61 means you will get 3.61kW of heat for every 1kW of energy used.

EER: Stands for "Energy Efficiency Ratio", or (more simply!) - the relationship of energy used and cooling effect delivered.

ENERGY STAR® Rating: Your quick guide to energy efficiency - more stars means more efficient.

Indoor Sound: Measured in decibels, this is the sound level of your indoor unit at selected fan speeds. For example 20-30 decibels is less than the sound of a human whisper.

Heating Range: With our Kiwi winter, your heat pump needs to be able to supply heat indoors, even when its -15°C outside!

Products depicted in this brochure contain high operating pressure R410a refrigerant. It is illegal to vent that refrigerant to the atmosphere. Only persons qualified and experienced in the installation, service and repair of these products are authorised to undertake such work.

Fujitsu General Accredited Installers have shown they have the necessary equipment and have accepted responsibility for their installations and the requirements of any statutes or laws.

Due to ongoing Research and Development specifications and designs are subject to improvement without notice therefore relevant manuals must be consulted before any action is taken to install or service these products.

Heating/Cooling capacities and run current tests are based on the requirements of AS/NZS3823, that standard tests at the temperature (see right column).

COOLING: Indoor Temp: 27°C DB / 19°C WB
Outdoor Temp: 35°C DB

HEATING: Indoor Temp: 20°C DB
Outdoor Temp: 7°C DB / 6°C WB

As actual temperature ranges in New Zealand vary considerably only competent people should provide advice as to size and placement of units.

Fujitsu General New Zealand Ltd warrants the equipment against any defects in materials and factory workmanship for a period of five years from the date of installation, or for 6 years if installed by an Accredited Installer.

This warranty does not cover defects or failures which are attributable to; incorrect or improper installation; environmental damage; airflow restriction; inadequate electrical supply; getting access to the product.

Fujitsu General New Zealand Limited
www.fujitsugeneral.co.nz

Why Fujitsu?



Only Fujitsu heat pumps are recommended by Asthma New Zealand



Independently awarded as NZ's leading iconic and trusted heat pump brand.



The Home Comfort Specialist