

# B BUTELINE™ PLUMBING SYSTEM



## EQUAL TEES

T15 - 15mm x 15mm x 15mm  
T20 - 20mm x 20mm x 20mm



## REDUCING TEES

TR112 - 15mm x 15mm x 20mm  
TR211 - 20mm x 15mm x 15mm  
TR212 - 20mm x 15mm x 20mm  
TR221 - 20mm x 20mm x 15mm



## IN LINE COPPER TO PB PIPE TEE

TC15 - 1/2" BSP x 1/2" BSP x 15mm  
to fit 15mm copper



## COPPER TO PB PIPE TEE

TK15 - 15mm x 15mm x 1/2" BSPT  
to fit 15mm copper



## EQUAL CROSSES

CX40 - All 15mm  
CX48 - All 20mm



## REDUCING CROSSES

CX42 - 20mm x 20mm x 20mm x 15mm  
CX44 - 20mm x 15mm x 20mm x 15mm  
CX46 - 20mm x 15mm x 15mm x 15mm



## FEMALE SWIVELS

F15 - 1/2" BSP x 15mm  
F20 - 3/4" BSP x 20mm  
F2015 - 3/4" BSP x 15mm



## INLINE COUPLINGS

S15 - 15mm x 15mm  
S20 - 20mm x 20mm



## REDUCING COUPLING

S2015 - 20mm x 15mm



## MALE ADAPTORS

M15 - 1/2" BSPT x 15mm  
M20 - 3/4" BSPT x 20mm  
M2015 - 3/4" BSPT x 15mm



## MALE ADAPTOR

M20C - 3/4" BSPT x 20mm to fit  
20mm copper



## BRASS MALE ADAPTORS

M15B - 1/2" BSP x 15mm  
M20B - 3/4" BSP x 20mm



## BRASS LUGGED MALE ADAPTOR

ML15B - 1/2" BSP x 15mm



## EQUAL ELBOWS

E15 - 15mm x 15mm  
E20 - 20mm x 20mm



## FEMALE SWIVEL ELBOWS

FE15 - 1/2" BSP x 15mm  
FE20 - 3/4" BSP x 20mm



## MALE ELBOW

ME15 - 1/2" BSPT x 15mm



## M&F WHITE FINISHING EXT ELBOW

BMF60 - Male 1/2" BSP x Female 1/2" BSP



## HOSE PLATES

HP15 - 1/2" BSP x 15mm  
HP22 - 3/4" BSP x 20mm



## FEMALE WING BACK ELBOWS

WE15 - 1/2" BSP x 15mm  
WE20 - 3/4" BSP x 20mm  
WE2015 - 3/4" BSP x 15mm



## MALE WING BACK ELBOWS

WM15 - 1/2" BSP x 15mm x 65mm  
WM100 - 1/2" BSP x 15mm x 100mm




## BUTE 1

Adjustable 1/2" BSP Male Wall Elbow  
Includes test caps (hot & cold), fixing  
screws and palm spanner.  
Metal braces included.



## LUGGED ELBOWS

BLE70 - 1/2" BSPT x 15mm x 70mm  
BLE100 - 1/2" BSPT x 15mm x 100mm  
Includes fixing screws, test cap  
and spanner.



## FLEXI HOSES

1/2" BSP x 1/2" BSP x 300mm  
FPE300 - (Elbow Flexi Hose, Bute Nuts)  
FPS300 - (Straight Flexi Hose, Bute Nuts)  
BMFE30 - (Elbow Flexi Hose, Brass Nuts)  
BMFS30 - (Straight Flexi Hose, Brass Nuts)



## EXTENDED TEST PLUG

BPI15 - 1/2" BSP Test Plug with self  
sealing drain cap




## PIPE END PLUGS

PG15 - 15mm  
PG20 - 20mm




## PIPE CLIPS

BA18 - 18mm  
BA22 - 22mm  
With masonry nail.



## PB-1 PIPE

BC18 - 18mm x 50m Coil  
BC22 - 22mm x 50m Coil  
BL18 - 18mm x 5m Length  
BL22 - 22mm x 5m Length



## RECYCLED WATER SYSTEM

BCR18 - 18mm x 50m Coil  
BCR22 - 22mm x 50m Coil  
BLR18 - 18mm x 5m Length  
BLR22 - 22mm x 5m Length



## CLAMP TOOLS

FR20 - 15mm  
FR25 - 20mm  
Does not require adjustment.  
Fully guaranteed tradesman's tool.



## QUICKCLAMP MINI TOOL

QC20 - 15mm  
Includes checking gauge.



## BUTELINE RATCHET CUTTER

PC25 (Red)



## BUTELINE PIPE CUTTER

PC30 (Orange)



## BUTE GETS YOU GOING PACK

GG01 - 2 clamp tools (15mm  
& 20mm), a pipe cutter and a  
selection of the most popular  
fittings.

NEW!

NEW!

## PB 28MM PRODUCT RANGE




**EQUAL TEE**  
**T305**  
28mm x 28mm x 28mm



**EQUAL ELBOW**  
**E205**  
28mm x 28mm



**FEMALE SWIVEL ELBOW**  
**EF351**  
3/4" BSP x 28mm



**INLINE COUPLING**  
**S105**  
28mm x 28mm



**PIPE END PLUG**  
**PEP405**  
28mm



**REDUCING TEE**  
**TR334**  
28mm x 28mm x 20mm



**REDUCING ELBOW**  
**ER224**  
28mm x 20mm



**FEMALE SWIVEL ELBOW**  
**EF451**  
1" BSP x 28mm



**REDUCING COUPLING**  
**SR125**  
28mm x 20mm



**PIPE CLIP**  
**BA28**  
28mm



**REDUCING TEE**  
**TR335**  
28mm x 20mm x 20mm




**MALE ELBOW**  
**EM274**  
3/4" BSPT x 28mm



**FEMALE SWIVEL**  
**SF350**  
3/4" BSP x 28mm



**MALE ADAPTOR**  
**SM174**  
3/4" BSPT x 28mm



**PB-1 PIPE**  
**BL28**  
28mm x 5m Length



**REDUCING TEE**  
**TR336**  
28mm x 20mm x 28mm



**MALE ELBOW**  
**EM275**  
1" BSPT x 28mm



**FEMALE SWIVEL**  
**SF450**  
1" BSP x 28mm



**MALE ADAPTOR**  
**SM175**  
1" BSPT x 28mm



**BUTELINE RATCHET CUTTER**  
**PC25 (Red)**



**REDUCING TEE**  
**TR337**  
28mm x 28mm x 15mm



**CLAMP TOOL**  
**FR28**

28mm clamp tool - does not require adjustment. Fully guaranteed tradesman's tool.



**BUTELINE PIPE CUTTER**  
**PC30 (Orange)**



Plumbers Technical  
& Installation Manual

**FREE ON  
REQUEST**

### BUTELINE NZ LTD

29 Lady Ruby Drive, East Tamaki, Auckland, New Zealand  
PO Box 204308, Highbrook, Manukau 2161, New Zealand  
Phone (09) 273 5800, Fax (09) 273 5808  
Email [sales@buteline.co.nz](mailto:sales@buteline.co.nz)

[www.buteline.com](http://www.buteline.com)



94/005B



ISO 9001:2000  
LIC QEC 20721  
Standards Australia



AS/NZS 2842 LIC 16350  
LIC 1640  
Standards Australia